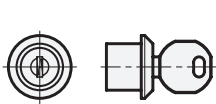


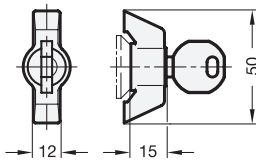
- 1** Type
- Operation with
  - SC** key (same lock)
  - SU** key (different lock)
  - SCK** wing knob (same lock)
  - SUK** wing knob (different lock)
  - SCT** T-Handle (same lock)
  - SUT** T-Handle (different lock)

- 3** Version of the hook
- H1** Pivot radius R=28

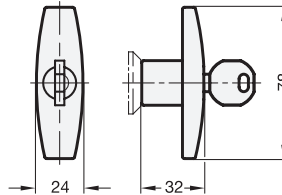
- 5** Identification no.
- 1** without latch bracket
  - 2** with latch bracket



Type SC / SU



Type SCK / SUK



Type SCT / SUT

Hook distance A	d		h	
	Type SC, SU	Type SCK, SUK, SCT, SUT	Type SC, SU	Type SCK, SUK, SCT, SUT
18	28	32	4	6

1) Dimensions of the latch bracket → Page 931

**Specification**

- Lock housing  
Zinc die casting
- Locating ring
  - chrome plated **CR**
  - plastic coated  
black, RAL 9005, textured finish **SW**
- All other parts  
Steel zinc plated, blue passivated
- Key  
Nickel silver with plastic hand piece
- Wing knob / T-handle  
Plastic (Polyamide PA)  
black, matte
- Plastic characteristics → Page 1483
- RoHS compliant

**On request**

- Hook-type latches  
with other hook distance A
- Hook with other pivoting radius R

**Information**

Hook-type latches GN 115.8 with hook and latch bracket are mainly used for sliding doors and flaps. The locking action is in radial direction to the axis of rotation, resulting in a wide variety of different uses.

The types with a different lock are available in more than 200 variants, whose key is marked by numbers.

The scope of delivery includes a separately enclosed hook as well as two keys removable in both end positions.

see also...

- Construction and assembly instructions → Page 931
- List of latch types → Page 892 ff.
- Hook-type latches GN 115.8 (operating with operating elements)  
→ Page 930

How to order

<b>1</b> Type
<b>2</b> Latch distance A
<b>3</b> Version of the hook
<b>4</b> Finish locating ring
<b>5</b> Identification no.

**GN 115.8-SC-18-H1-SW-1**