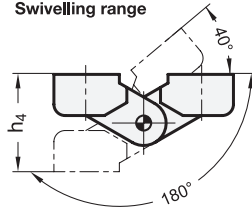


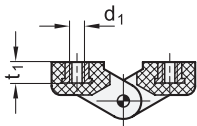
ELESA original design CFA.

Swivelling range

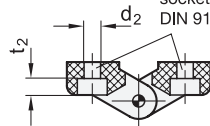


Bores for socket head cap screw  
DIN 912

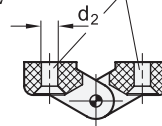
Bores for countersunk screw  
DIN 7991



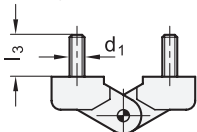
Type A



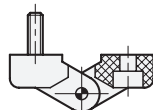
Type B



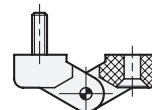
Type C



Type D



Type E



Type F



Type G



Type H



Type I

**3 Type**

- A** 2x2 threaded blind bores
- B** 2x2 bores for socket head cap screws
- C** 2x2 bores for countersunk screws
- D** 2x2 threaded studs
- E** 2x threaded studs  
2x bores for socket head cap screw
- F** 2x threaded studs  
2x bores for countersunk screws
- G** 2x threaded blind bores  
2x threaded studs
- H** 2x threaded blind bores  
2x bores for socket head cap screws
- I** 2x threaded blind bores  
2x bores for countersunk screws

1

2

$l_1$	$l_2$	$d_1$	$d_2$	$d_3$	$h_1$	$h_2$	$h_3$	$h_4$	$l_3$	$l_4$	$m_1$ $\pm 0,25$	$m_2$ $\pm 0,25$	$t_1$	$t_2$
39*	40	M 4	4,3	3	14	9	9,5	19	-	14	25	25,1	6,5	4,5
48	49	M 5	5,5	4	19	11	13	26	14	17	31	30,5	7	5,5
64	65	M 6	6,5	5	23	13,5	15	30	18	24	40	40	10	6,5
98	98	M 10	10,5	8	35	20,5	23	46	20	35	63	60	15	10,5

\* Size 39 only available in types A, B and C

**Specification**

- Plastic (Polyamide PA)
  - black, matte
  - temperature resistant up to 80 °C
- Pin  
Stainless Steel AISI 303
- Threaded bushings brass, nickel plated
- Threaded studs brass, nickel plated
- *Plastic characteristics* → Page 1483
- *Stainless Steel characteristics* → Page 1489
- *Load rating information* → Page 1461
- RoHS compliant

**Information**

- see also...
- *List of hinge types* → Page 956 ff.

**On request**

- Plastic (Polyamide) in grey
- Hinges GN 151.1 with opening angle 90°

How to order

**GN 151-48-49-B**

1	$l_1$
2	$l_2$
3	Type

3.1  
3.2  
3.3  
3.4  
3.5  
3.6  
3.7  
3.8  
3.9

