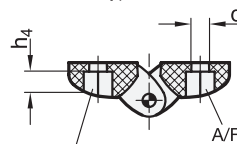
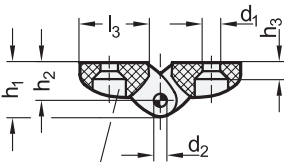


ELESA original design CFTX.

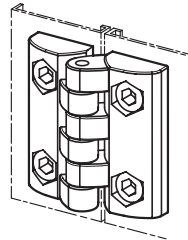
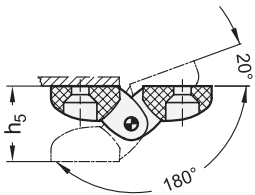
Type SH

Type EH



Bore for counter-sunk head screw
DIN 7991

Bores for
Socket head cap screws DIN 912
Hexagon screws ISO 4014



1

2

3

1		2		3		d ₁	d ₂	h ₁	h ₂	h ₃	h ₄ ±0,5	h ₅	l ₃	m ₁ ±0,25	m ₂ ±0,25	A/F
Nominal dimension	Actual dimension	Nominal dimension	Actual dimension													
40	38,5	40	39,5	4,5	3	13	9	4,5	4	18	16,5	25	25	7		
49	49	49	49,5	5,5	4	16,5	11,5	5	6	23	21	31	30,5	8		
49	49	49	49,5	6,5*	4	16,5	11,5	-	6	23	21	31	30,5	10		
65	64	65	65	6,5	5	21,5	15	9	7,5	30	27,5	40	40	10		

* only available in type EH

Specification

- Plastic (Polyamide PA)
 - black, matte
 - temperature resistant up to 80 °C
- Pin
Plastic (Polyacetal POM)
- *Plastic characteristics* → Page 1483
- *Load rating information* → Page XYZ
- **RoHS compliant**

Information

- see also...
- *List of hinge types* → Page XYZ

How to order

1	l ₁
2	l ₂
3	d ₁
4	Type

GN 151.5-49-49-5,5-SH

3.1
3.2
3.3
3.4
3.5
3.6
3.7
3.8
3.9

