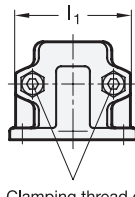
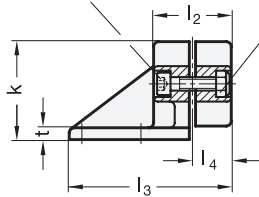
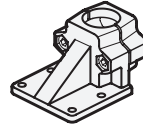
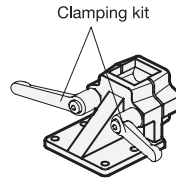


Clamping screw  
Socket cap screw DIN 912

Hexagon nut DIN 985  
self-locking (Polyamide ring)



Clamping thread  $d_3$



2 Identification no.

2 with 2 Stainless Steel-Clamping screws DIN 912

1

| $d_1$<br>Bore B | s<br>Square V | $d_2$ | $d_3$<br>Clamping thread | k<br>Clamping length | $l_1$ | $l_2$ | $l_3$ | $l_4$ | t  | $x_1$ | $x_2$ | $y_1$ | $y_2$ | $y_3$ | Clamping kits for $d_3$ |
|-----------------|---------------|-------|--------------------------|----------------------|-------|-------|-------|-------|----|-------|-------|-------|-------|-------|-------------------------|
| B 20            | V 20          | 7     | M 8                      | 58                   | 69    | 46    | 96    | 23    | 7  | 75    | 60    | 72    | 35    | 30    | GN 911-M 8-40           |
| B 25            | V 25          | 7     | M 8                      | 58                   | 69    | 46    | 96    | 23    | 7  | 75    | 60    | 72    | 35    | 30    | GN 911-M 8-40           |
| B 30            | V 30          | 7     | M 8                      | 58                   | 69    | 46    | 96    | 23    | 7  | 75    | 60    | 72    | 35    | 30    | GN 911-M 8-40           |
| B 40            | V 40          | 11    | M 10                     | 91                   | 98    | 70    | 145   | 35    | 14 | 115   | 90    | 108   | 50    | 45    | GN 911-M10-63           |
| B 42            | -             | 11    | M 10                     | 91                   | 98    | 70    | 145   | 35    | 14 | 115   | 90    | 108   | 50    | 45    | GN 911-M10-63           |
| B 45            | V 45          | 11    | M 10                     | 91                   | 98    | 70    | 145   | 35    | 14 | 115   | 90    | 108   | 50    | 45    | GN 911-M10-63           |
| B 48            | -             | 11    | M 10                     | 91                   | 98    | 70    | 145   | 35    | 14 | 115   | 90    | 108   | 50    | 45    | GN 911-M10-63           |
| B 50            | V 50          | 11    | M 10                     | 91                   | 98    | 70    | 145   | 35    | 14 | 115   | 90    | 108   | 50    | 45    | GN 911-M10-63           |

Specification

- Aluminum
  - plastic coated black, RAL 9005, textured finish ● SW
  - blank ○ BL
  - matt shot-blasted
- Clamping bores not machined
- Socket cap screws DIN 912  
Stainless Steel AISI 304
- Hexagon nuts DIN 985  
Stainless Steel AISI 304
- Stainless Steel characteristics → Page 1489
- RoHS compliant

Accessory

- Clamping kits GN 911 → Page 1242

3

Information

The clamping bores of GN 166 off-set base plate connector clamps are not machined and specially designed for construction tubes GN 990 or DIN 2391, DIN 2395 and DIN 2462 respectively.

The square designs are also suitable for use in **profile systems**.

The standard version of the clamping screws are socket cap kits with hexagonal socket DIN 912. They can be replaced by clamping kits GN 911 (article code see table of dimensions).

see also...

- Construction tubes GN 990 → Page 1277

How to order

GN 166-B48-2-BL

|   |                    |
|---|--------------------|
| 1 | $d_1$ (s)          |
| 2 | Identification no. |
| 3 | Finish             |