

- 3 Type**
 - T0 without button
 - T1 with 1 button
 - T2 with 2 buttons
- 4 Identification no.**
 - 1 without emergency stop
 - 2 with emergency stop
- 5 Door opening**
 - L left
 - R right

Length $l \pm 0,25$	d	b ₁	b ₂	b ₃	b ₄	h ₁	h ₂	t min.
200	M 8	27	17	51	68	51	68	15
300	M 8	27	17	51	68	51	68	15

Specification

- Tube $\varnothing 30 \times 1,5$
Aluminum
- plastic coated
black, RAL 9005, textured finish ● **SW**
- anodized, natural color ○ **EL**
- Handle legs
Zinc die casting
plastic coated
black, RAL 9005, textured finish
- Cover caps
(for execution without emergency stop)
Plastic
light grey
- Load rating information → Page 1450
- RoHS compliant

Accessory

- Cables with connector coupling M12x1
GN 330 → Page 1004

Information

Tubular handles GN 332 with power switching function are suitable for unlocking safety tumblers in rotating, detachable or side-sliding safety devices which must be closed in order to safeguard the required operational safety.

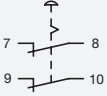

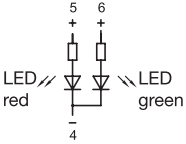
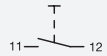
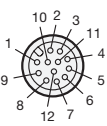
By integrating functions such as emergency stop, start, release, reset and LED status display, this tubular handle allows the machine to be monitored and operated directly at the door or gate.


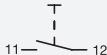
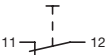

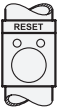
Tubular handles GN 332 save mounting and installation work, are attractively designed and optimise ergonomics: the switching and operating functions are located precisely where they are needed.

see also...

- Tubular handles GN 333 (angled) → Page 136
- IP-Protection classes → Page 1482

<p>How to order</p> <p>GN332-200-SW-T1-2-L</p>	1	Length l
	2	Finish
	3	Type
	4	Identification No.
	5	Door opening

Characteristics of the standard executions GN 332		
The tubular handles have the CE marking, low voltage guideline 06 / 95 / EG		
Emergency stop	2 channel, Breaker	
1st button with 2 LED	Changeover contact	
	LED, red and green	
2nd button	Maker	
Contact termination, Pin configuration	Plug M12x1, 12-pole	
Switching voltage / Switching current	max. 30 V AC / max. 1,5 A	
Operating voltage (LEDs)	24 V DC ±15%	
Protection class	IP 67	
Button Color	for each button a set of caps is included, in this colors: red, green, blue	

Additional variations as special application		
Emergency stop	1 channel	
Number of buttons > 2 Button optional with	Maker	
	Breaker	
	Changeover contact	
Button with labelling area		

1.1
1.2
1.3
1.4
2.1
2.2
2.3
2.4

