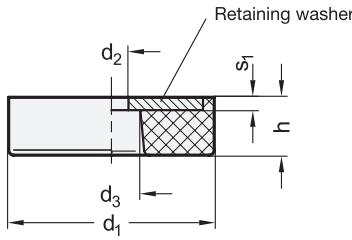
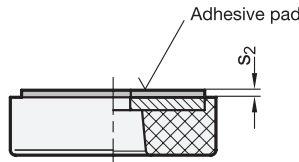


Type A

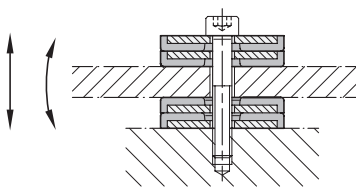


Type B

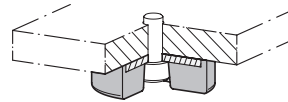


Assembly examples

as spacer disk



as foot disk



**4 Type**

- A Mounting with fixing hole
- B Mounting with adhesive pad

d <sub>1</sub>	h			d <sub>2</sub> +0,5	d <sub>3</sub> +0,5	s <sub>1</sub>	s <sub>2</sub>
19	3	7	14	4	7,5	1,5	1,1
25	3	8	16	4	7,5	1,5	1,1
32	4	9	18	5	9	2	1,1
38	4	10	20	5	9	2	1,1
50	5	11	22	6	11	2,5	1,1
64	5	13	26	6	11	2,5	1,1

**Specification**

- **GN 438**  
Steel  
zinc plated, blue passivated
- **GN 438.5**  
Stainless Steel AISI 304
- Rubber underlay  
Acrylonitrile butadiene rubber (NBR)  
- vulcanized  
- black  
- temperature resistant up to 120 °C  
- Hardness Shore A **70**
- Adhesive pad (only type B)  
Scotch mount TM 5952  
- double-sided  
- Acrylate rubber core
- *Elastomer characteristics* → Page 1483
- *Stainless Steel characteristics* → Page 1489
- RoHS compliant

**On request**

- other Shore hardnesses

**Information**

GN 438 / GN 438.5 spacer discs and foot discs provide a damping and muffling function and protect surfaces from damage.

By stacking several spacer discs on each other, the spring rate of the package can be increased, which opens up new possibilities for use.

Foot discs are used for installing small machines, systems or devices and, for the type A, are attached with screws. Bear in mind the maximum height of the screw head. Alternatively, after the protective film has been removed, the type B can be adhered to all suitable and clean surfaces by means of the adhesive pad.

see also...

- *Buffers GN 454* → Page 188

How to order (Steel)	
1	d <sub>1</sub>
2	h
3	d <sub>2</sub>
4	Type
5	Hardness

1
2
3
4
5

**GN 438-25-16-4-A-70**

How to order (Stainless Steel)	
1	d <sub>1</sub>
2	h
3	d <sub>2</sub>
4	Type
5	Hardness

1
2
3
4
5

**GN 438.5-64-26-6-B-70**

