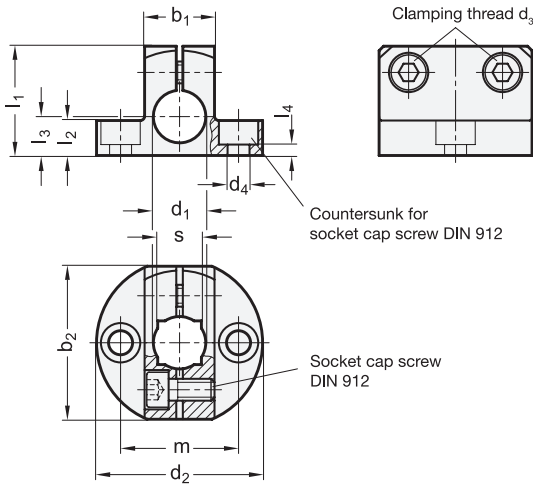
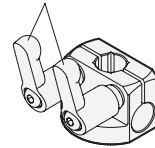


GN 473 Base plate clamp mountings

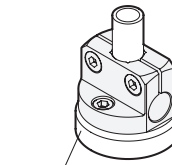
Aluminum



Clamping kit GN 511




Application example



Retaining magnet GN 51.6



d ₁ Bore B for shaft tol. h11	b ₁	b ₂	d ₂	d ₃ Clamping thread	d ₄ for screw	l ₁	l ₂	l ₃	l ₄	m	s Square V	Clamping kits for d ₃ 
B 8	14	29	31,5	M 4	M 4	20	7	7	3	22	-	GN 511-M4-14
B 10	16	35	38	M 5	M 5	24	8	8	2,5	27	8	GN 511-M5-16
B 12	16	35	38	M 5	M 5	25	8	8	2,5	27	10	GN 511-M5-16
B 15	20	41	45	M 6	M 6	30	10	10	4	32	12	GN 511-M6-20
B 16	20	41	45	M 6	M 6	31	10	10	4	32	-	GN 511-M6-20
B 20	25	44	50	M 6	M 6	35	12,5	12,5	6,5	36	16	GN 511-M6-25

Specification

- Aluminum
 - matt, slide ground **MT**
 - anodized, black **ELS**
- Socket cap screws DIN 912
Stainless Steel AISI 304
- Stainless Steel characteristics → Page 1489
- RoHS compliant

Accessory

- Clamping kits GN 511 → Page 1260



Information

The base plate clamp mountings GN 473 have a horizontal and a vertical clamping bore. The vertical clamping bore is additionally fitted with a square.

The bore distance m of the base plate clamp mountings GN 473 is matched with the clamp mountings GN 477 and the flanged bolts GN 480 as well as retaining magnets GN 51.6.

The standard version of the clamping screw is a socket cap screw with hexagonal socket DIN 912. It can be replaced by a clamping kit GN 511 (article code see table of dimensions).

see also...

- Retaining rods / Retaining tubes GN 480.1 → Page 1276
- Flanged connector clamps GN 145 → Page 1195
- Assembly sets for profile systems 30 / 40 GN 965 → Page 1428
- Assembly sets for profile systems 30 / 40 / 45 GN 968 → Page 1438

How to order

GN473-B12-MT

1 d₁

2 Finish