

ELESA original design EBR-PN

**3 Type**

- A** Neutral position open from 1 to 2
- B** Neutral position open from 2 to 3

1

$l_1 \pm 0,5$	d_1	d_2	h_1	h_2	h_3	l_2	l_3	s
132	28	M 6	46	12	4,5	160	89	10

* only available in type A

Specification

- Plastic
Technopolymer (Polyamide PA)
 - glass fibre reinforced
 - temperature resistant up to 80 °C
 - black-grey, matt, similar RAL 7021
- Directional control valve
 - 3 connections / 2 switching positions **3/2**
 - 5 connections / 2 switching positions **5/2***
- Cover cap
Plastic
black-grey, matt
- Bushing
Brass
- Plastic characteristics* → Page XYZ
- Strength properties* → Page XYZ
- RoHS compliant

2**Information**

GN 628.5 Cabinet "U" handles are equipped with a 3/2-way valve or 5/2-way valve for controlling pneumatic circuits, and are operated by a button with a spring-loaded reset (monostable).

The valve can be quickly and easily installed and connected from the rear. The pneumatic connections are equipped with quick couplings for hoses with an external diameter of 4 mm.

Vents 3 and 5 do not have a separate connection. They are elegantly integrated into the button in the handle. The stirrup-type handle is therefore a functional and compact unit which matches the design of the Ergostyle® product family.

The force which is required to press the button is independent of the operating pressure.

see also...

- Product family Ergostyle® → Page XYZ

How to order

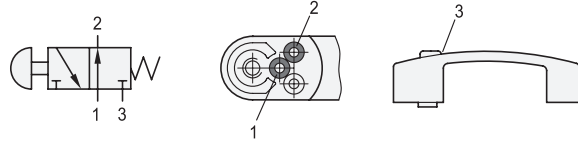
GN 628.5-132-3/2-A

1	l_1
2	Directional control valve
3	Type

Connections and switching positions of directional control valves
3/2-way valve (type A)

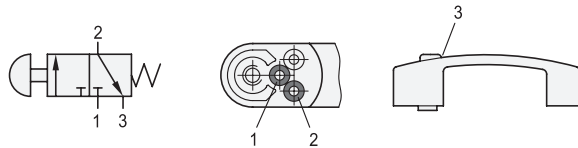
In the neutral position the directional control valve allows compressed air to pass from 1 to 2. By pressing the button, the compressed air connection 1 is closed, and the working connection from 2 to 3 is vented. When the button is released, the directional control valve automatically returns to the neutral position.

Use:
for pneumatic pilot controls,
single-acting cylinders


3/2-way valve (type B)

In the neutral position, the directional control valve vents the working connection 2 to 3. Compressed air connection 1 is closed. Pressing the button allows compressed air to pass from 1 to 2. When the button is released, the directional control valve automatically returns to the neutral position.

Use:
for pneumatic pilot controls,
single-acting cylinders


5/2-way valve (type A)

In the neutral position, the directional control valve allows compressed air to pass from 1 to 2, and the working connection 4 is simultaneously vented at connection 5. By pressing the button, the compressed air connection 1 is switched from 2 to 4, and the working connection from 2 to 3 is vented. When the button is released, the directional control valve automatically returns to the neutral position.

Use:
For double-action cylinders and drives

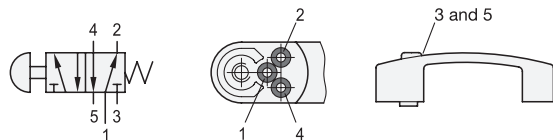

Connections

Fig. 1: Compressed air connection
2 and 4: Working connections
3 and 5: Vent connections

Technical data

Operating medium	Filtered compressed air
Operating pressure	2 ... 10 bar
Working temperature	with dry air: -20°C ... +80°C With air containing oil: 0 °C ... +80°C
Normal rated flow	130 NI/min (6 bar, free exhaust air)
Actuation force	22 N (independent of operating pressure)
Connection	Quick coupling for pneumatic hoses, diam. 4 mm
Nominal diameter of air passage	diam. 2.5 mm